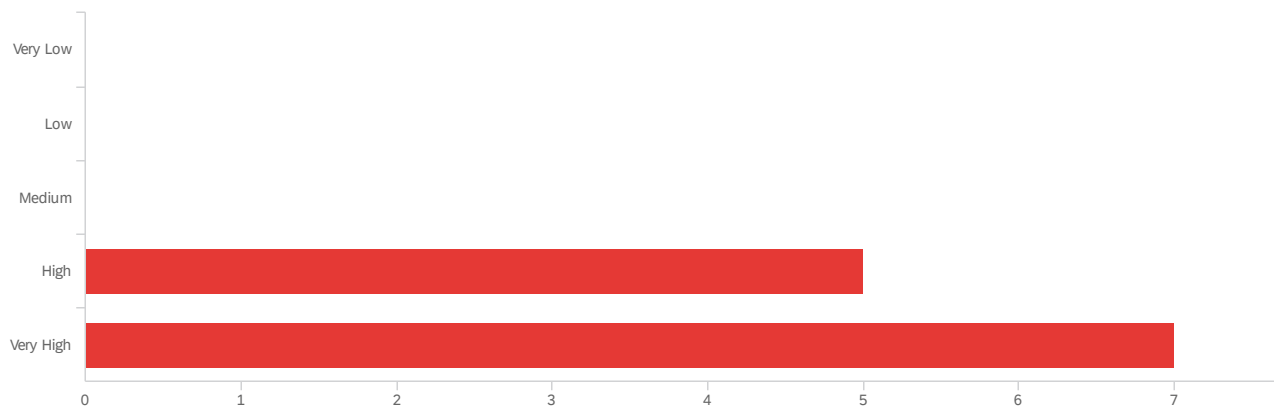


Initial Report

MC820 - TEVAL - Groshek - Copy

January 7, 2021 11:06 AM MST

Q3 - 1. Overall effectiveness as a teacher.

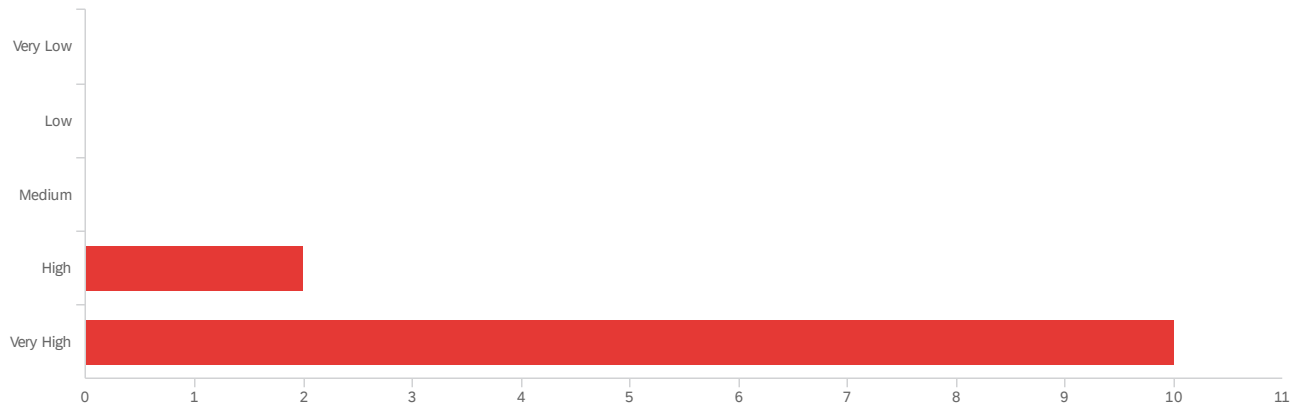


#	Field	Minimum	Maximum	Mean	Std Deviation	Variance	Count
1	1. Overall effectiveness as a teacher.	4.00	5.00	4.58	0.49	0.24	12

#	Field	Choice Count
1	Very Low	0.00% 0
2	Low	0.00% 0
3	Medium	0.00% 0
4	High	41.67% 5
5	Very High	58.33% 7
		12

Showing rows 1 - 6 of 6

Q4 - 2. Making clear the goals and objectives of this course.

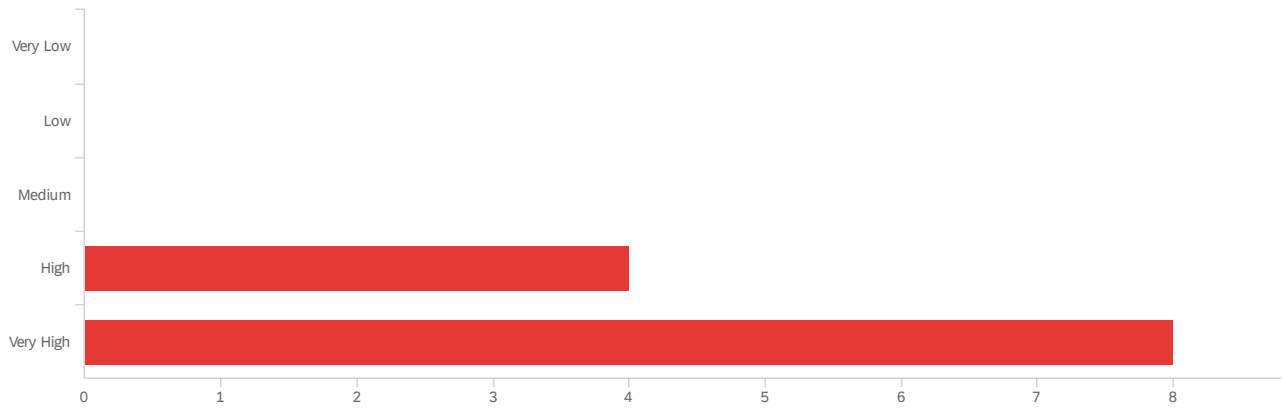


#	Field	Minimum	Maximum	Mean	Std Deviation	Variance	Count
1	2. Making clear the goals and objectives of this course.	4.00	5.00	4.83	0.37	0.14	12

#	Field	Choice Count
1	Very Low	0.00% 0
2	Low	0.00% 0
3	Medium	0.00% 0
4	High	16.67% 2
5	Very High	83.33% 10
		12

Showing rows 1 - 6 of 6

Q5 - 3. Being well prepared for class.

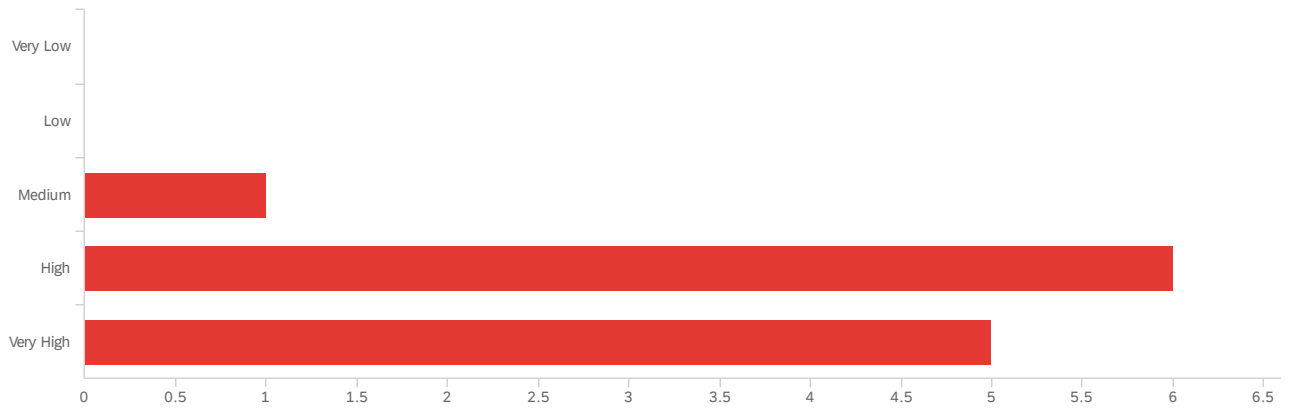


#	Field	Minimum	Maximum	Mean	Std Deviation	Variance	Count
1	3. Being well prepared for class.	4.00	5.00	4.67	0.47	0.22	12

#	Field	Choice Count
1	Very Low	0.00% 0
2	Low	0.00% 0
3	Medium	0.00% 0
4	High	33.33% 4
5	Very High	66.67% 8
		12

Showing rows 1 - 6 of 6

Q6 - 4. Explaining the subject matter so that you understand.

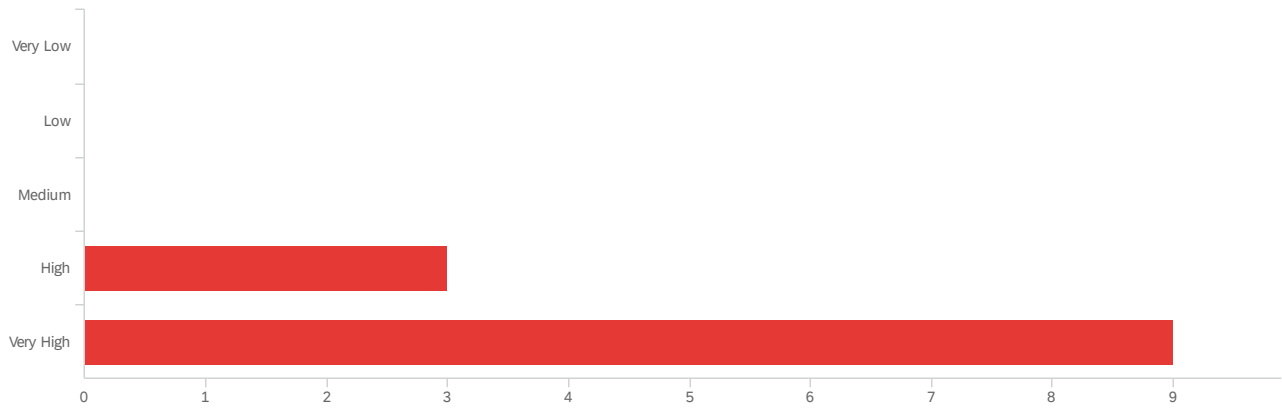


#	Field	Minimum	Maximum	Mean	Std Deviation	Variance	Count
1	4. Explaining the subject matter so that you understand.	3.00	5.00	4.33	0.62	0.39	12

#	Field	Choice Count
1	Very Low	0.00% 0
2	Low	0.00% 0
3	Medium	8.33% 1
4	High	50.00% 6
5	Very High	41.67% 5
		12

Showing rows 1 - 6 of 6

Q7 - 5. Communicating interest in helping students learn.

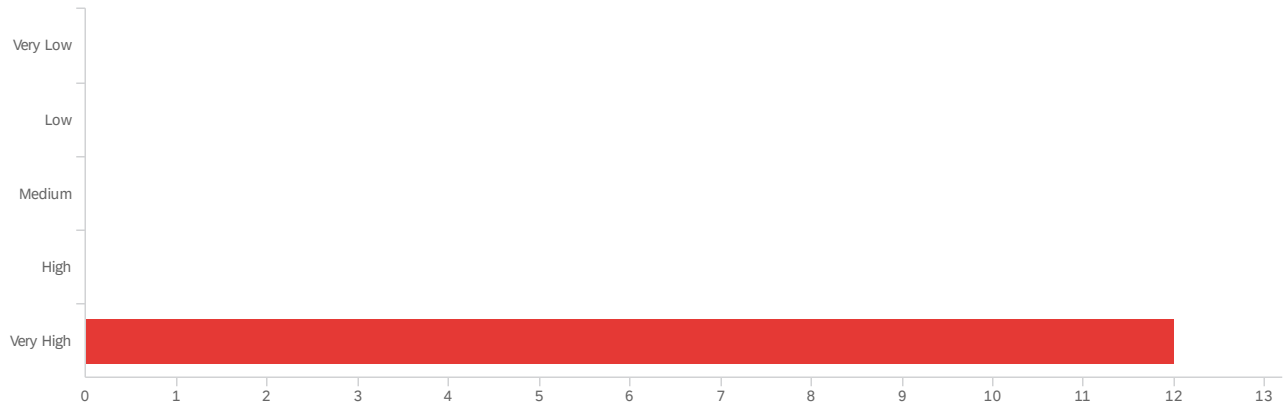


#	Field	Minimum	Maximum	Mean	Std Deviation	Variance	Count
1	5. Communicating interest in helping students learn.	4.00	5.00	4.75	0.43	0.19	12

#	Field	Choice Count
1	Very Low	0.00% 0
2	Low	0.00% 0
3	Medium	0.00% 0
4	High	25.00% 3
5	Very High	75.00% 9
		12

Showing rows 1 - 6 of 6

Q8 - 6. Stimulating you to think more deeply about the subject (for example--applying information, analyzing, solving problems.)

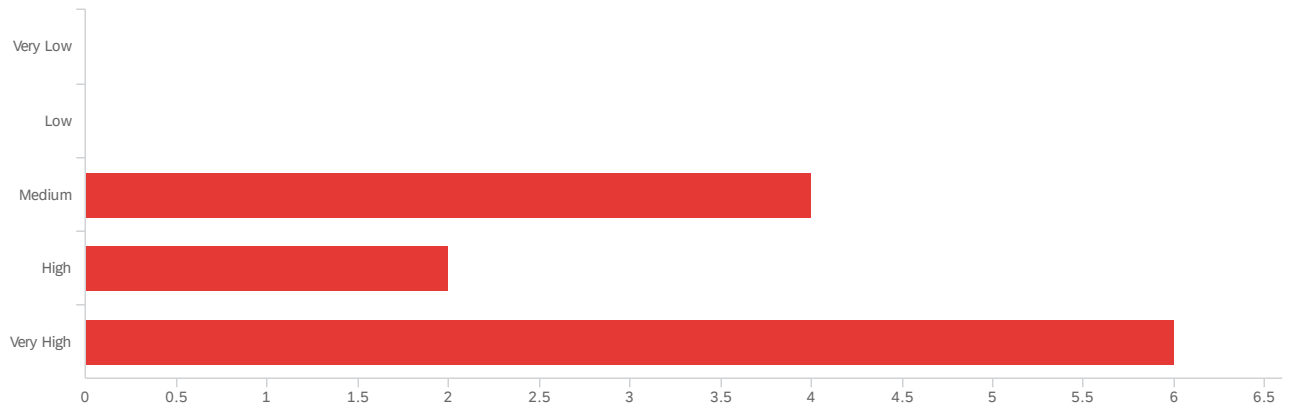


#	Field	Minimum	Maximum	Mean	Std Deviation	Variance	Count
1	6. Stimulating you to think more deeply about the subject (for example--applying information, analyzing, solving problems.)	5.00	5.00	5.00	0.00	0.00	12

#	Field	Choice Count
1	Very Low	0.00% 0
2	Low	0.00% 0
3	Medium	0.00% 0
4	High	0.00% 0
5	Very High	100.00% 12
		12

Showing rows 1 - 6 of 6

Q9 - 7. Commenting on your work (tests/assignments) in ways that helped you learn.

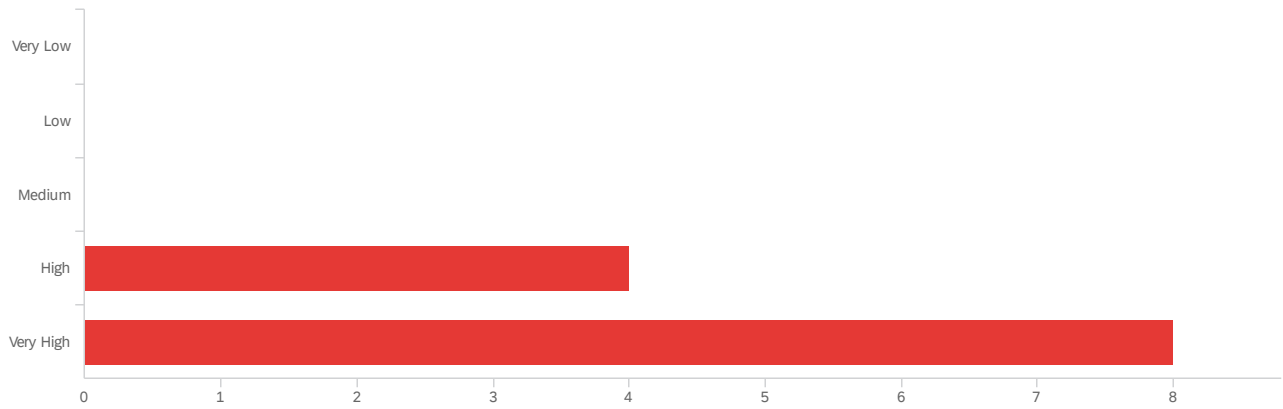


#	Field	Minimum	Maximum	Mean	Std Deviation	Variance	Count
1	7. Commenting on your work (tests/assignments) in ways that helped you learn.	3.00	5.00	4.17	0.90	0.81	12

#	Field	Choice Count
1	Very Low	0.00% 0
2	Low	0.00% 0
3	Medium	33.33% 4
4	High	16.67% 2
5	Very High	50.00% 6
		12

Showing rows 1 - 6 of 6

Q14 - 8. Using grading procedures that were fair and equitable.

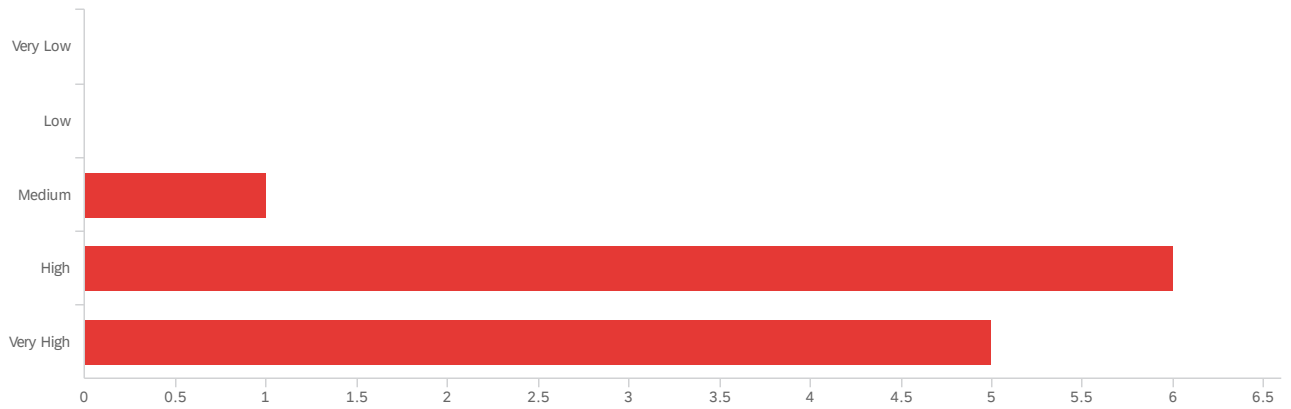


#	Field	Minimum	Maximum	Mean	Std Deviation	Variance	Count
1	8. Using grading procedures that were fair and equitable.	4.00	5.00	4.67	0.47	0.22	12

#	Field	Choice Count
1	Very Low	0.00% 0
2	Low	0.00% 0
3	Medium	0.00% 0
4	High	33.33% 4
5	Very High	66.67% 8
		12

Showing rows 1 - 6 of 6

Q15 - 9. Realizing when students did not understand.

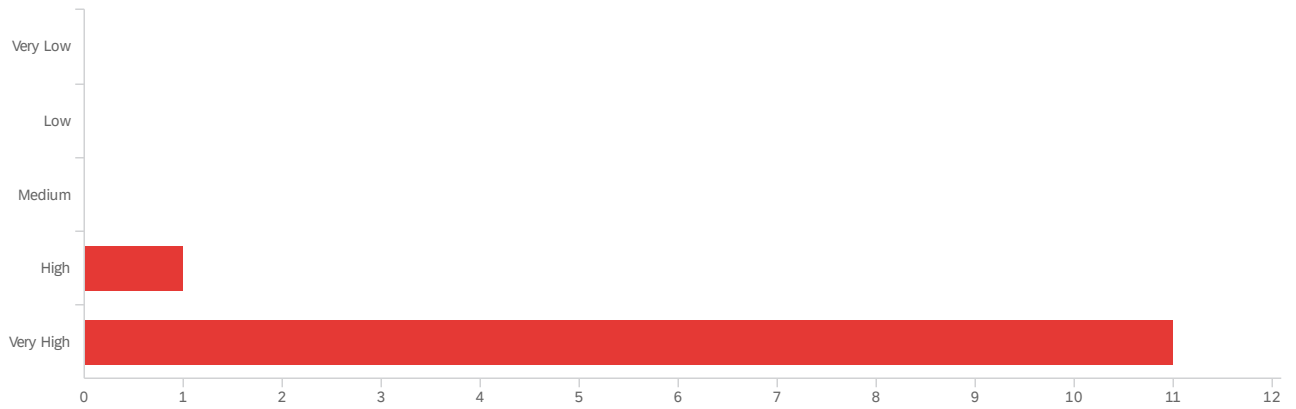


#	Field	Minimum	Maximum	Mean	Std Deviation	Variance	Count
1	9. Realizing when students did not understand.	3.00	5.00	4.33	0.62	0.39	12

#	Field	Choice Count
1	Very Low	0.00% 0
2	Low	0.00% 0
3	Medium	8.33% 1
4	High	50.00% 6
5	Very High	41.67% 5
		12

Showing rows 1 - 6 of 6

Q16 - 10. Being willing to help students outside of class.

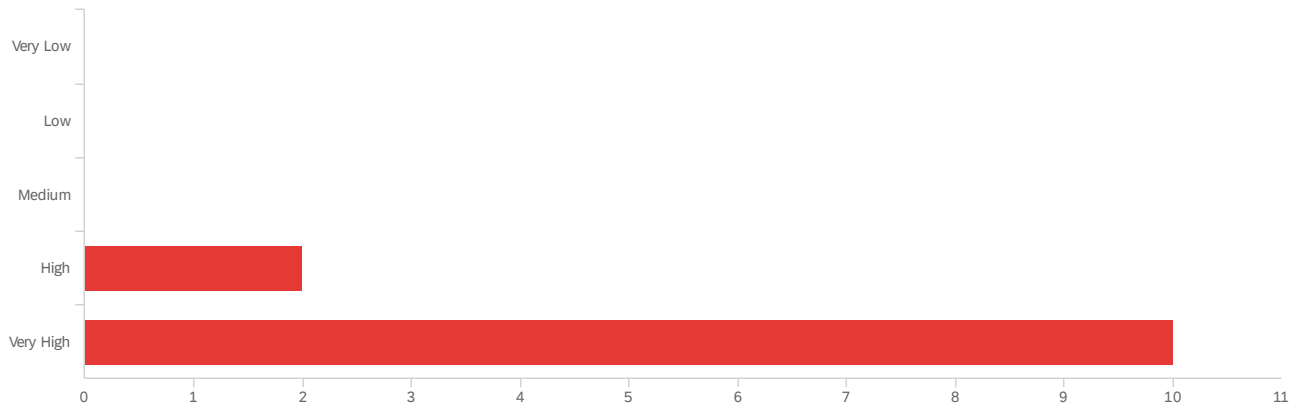


#	Field	Minimum	Maximum	Mean	Std Deviation	Variance	Count
1	10. Being willing to help students outside of class.	4.00	5.00	4.92	0.28	0.08	12

#	Field	Choice Count
1	Very Low	0.00% 0
2	Low	0.00% 0
3	Medium	0.00% 0
4	High	8.33% 1
5	Very High	91.67% 11
		12

Showing rows 1 - 6 of 6

Q17 - 11. Increasing your desire to learn about this subject

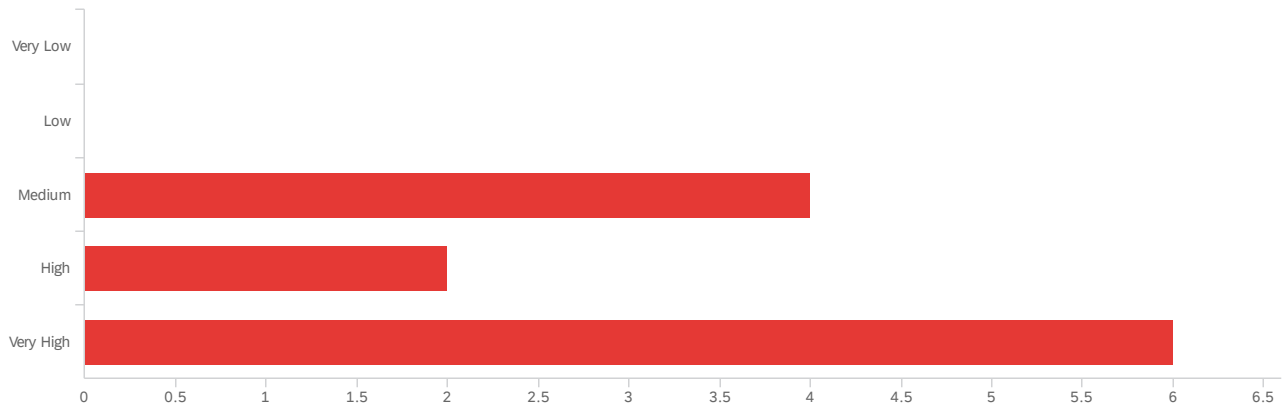


#	Field	Minimum	Maximum	Mean	Std Deviation	Variance	Count
1	11. Increasing your desire to learn about this subject	4.00	5.00	4.83	0.37	0.14	12

#	Field	Choice Count
1	Very Low	0.00% 0
2	Low	0.00% 0
3	Medium	0.00% 0
4	High	16.67% 2
5	Very High	83.33% 10
		12

Showing rows 1 - 6 of 6

Q19 - 12. Your interest in taking this course before you enrolled.

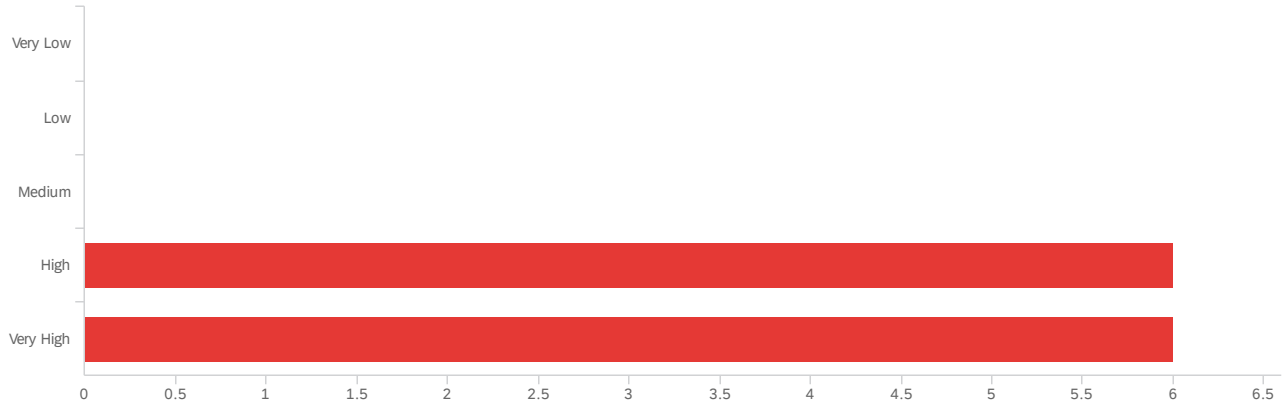


#	Field	Minimum	Maximum	Mean	Std Deviation	Variance	Count
1	12. Your interest in taking this course before you enrolled.	3.00	5.00	4.17	0.90	0.81	12

#	Field	Choice Count
1	Very Low	0.00% 0
2	Low	0.00% 0
3	Medium	33.33% 4
4	High	16.67% 2
5	Very High	50.00% 6
		12

Showing rows 1 - 6 of 6

Q20 - 13. Your effort to learn in this course (for example--studying, doing the assignments, thinking about the ideas.)

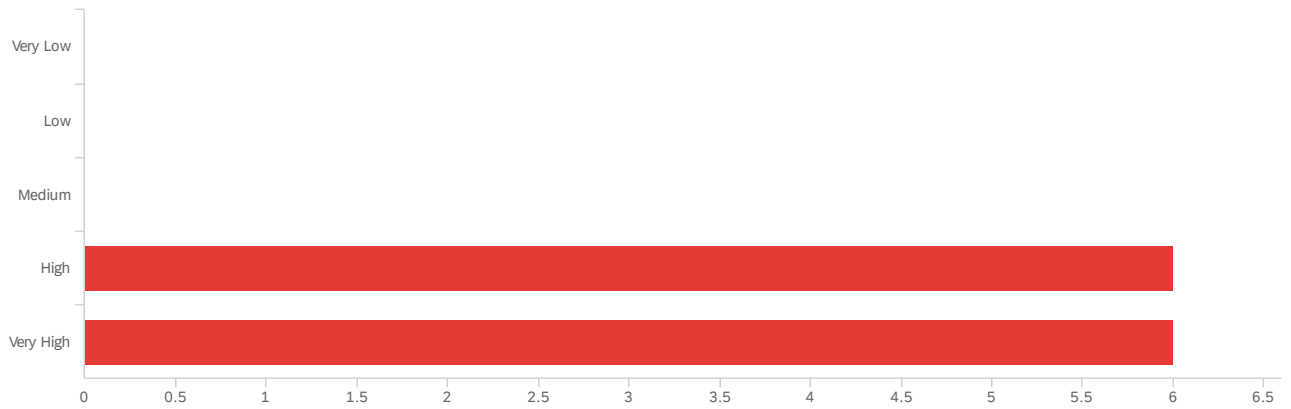


#	Field	Minimum	Maximum	Mean	Std Deviation	Variance	Count
1	13. Your effort to learn in this course (for example--studying, doing the assignments, thinking about the ideas.)	4.00	5.00	4.50	0.50	0.25	12

#	Field	Choice Count
1	Very Low	0.00% 0
2	Low	0.00% 0
3	Medium	0.00% 0
4	High	50.00% 6
5	Very High	50.00% 6
		12

Showing rows 1 - 6 of 6

Q21 - 14. The amount you have learned in this course.



#	Field	Minimum	Maximum	Mean	Std Deviation	Variance	Count
1	14. The amount you have learned in this course.	4.00	5.00	4.50	0.50	0.25	12

#	Field	Choice Count
1	Very Low	0.00% 0
2	Low	0.00% 0
3	Medium	0.00% 0
4	High	50.00% 6
5	Very High	50.00% 6
		12

Showing rows 1 - 6 of 6

Q22 - Use this space to write any additional comments you wish to make.

Use this space to write any additional comments you wish to make.

I very much enjoyed the class and the material prepared for it. There were two challenges as an online student requiring the reading to be done by mid week and the fact that very little was graded until the last week of class. As students we had to rely on the fact we were doing the work based on our own interpretation of the material and assignments. Feedback came after all assignments were completed. I thought the subject was very interesting and the discussions were engaging. Would have appreciated a little more feedback earlier on.

i appreciate your flexibility with me throughout the semester!

I appreciated Dr. Groshek's availability and his quick response to questions. His discussion questions put the reading material in perspective and stimulated good conversations among our classmates. I enjoyed the class.

Dr. Groshek had mentioned that this was his first time conducting this class asynchronous. Assignments were easy to find and submit, and the information taught is extremely beneficial to what I was hoping to learn from the class. I think overall, the class was well organized and delivered in an appropriate manner and I would take another class from Dr. Groshek again. The one suggestion I do have is just to give us a bit more feedback on our assignments earlier in the semester. It's been a crazy year for everyone as things are ever-changing, so I totally understand with all those moving parts that grading can get missed. Otherwise, I am happy with what I learned and the results I received. Thank you for a great semester!

End of Report

Faculty Member: **Groshek, Jacob** Course Name: **Top/New Media and Politics(17967)**
Hr./Days: **105 TU On Campus** College: **Arts and Sciences**

Course #: **MC 589**
Term: **Fall 2019**

Responses from 8 of the 16 enrolled (50%)

Offered: 12/11/19 - 12/18/19

Overall Effectiveness								
	Number Responding [VL=1, VH=5]						Statistics	
	VL	L	M	H	VH	OMIT	SD ¹	AVG
Obtained Responses								
1. Overall effectiveness as a teacher	0	1	1	3	3	0	1.0	4.0
11. Increased desire to learn about the subject	0	1	2	1	4	0	1.1	4.0
14. Amount learned in the course	0	0	1	3	4	0	0.7	4.4
	Statistics						Comparative Status ²	
	Raw			Adjusted ³			Raw	Adjusted ³
Averages and Comparative Status								
1. Overall effectiveness as a teacher	4.0			4.0			M	M
11. Increased desire to learn about the subject	4.0			3.9			M	M
14. Amount learned in the course	4.4			4.1			HM	M

Ratings of Student Attributes and Instructional Styles								
	Number Responding [VL=1, VH=5]						Statistics	
	VL	L	M	H	VH	OMIT	SD ¹	AVG
Relevant Student Attributes								
12. Interest in the course before enrolling	0	0	2	3	3	0	0.8	4.1
13. Effort to learn in the course	0	0	1	1	6	0	0.7	4.6
Instructional Styles								
A. Establishing a Learning Climate								
2. Made the course goals and objectives clear	0	1	2	1	4	0	1.1	4.0
3. Well prepared for class	0	0	1	1	5	1	0.7	4.6
5. Interest in helping students learn	0	1	2	1	4	0	1.1	4.0
10. Willingness to help outside of class	1	0	3	0	4	0	1.4	3.8
B. Facilitating Student Learning								
4. Explained the subject clearly	0	2	1	2	3	0	1.2	3.8
6. Stimulated thinking about the subject	0	0	1	3	4	0	0.7	4.4
7. Made helpful comments on student work	0	0	1	3	4	0	0.7	4.4
8. Grading procedures fair and equitable	0	0	1	2	5	0	0.7	4.5
9. Realized when students did not understand	0	2	1	1	4	0	1.3	3.9

Instructor's Description of Class	
A. Type of class	
B. Class size	
C. Physical facilities	
D. Previously taught this course?	
E. Approach significantly different this term?	
F. Description of teaching load?	
G. Attitude toward teaching this course	
H. Control of course decisions	
I. Differences in student preparation	
J. Student enthusiasm	
K. Student effort to learn	
L. Additional comments?	

¹ STANDARD DEVIATION

² RELATIVE TO KSU CLASSES RATED BY 10 OR MORE STUDENTS: H=UPPER 10%; HM=NEXT 20%; M=MIDDLE 40%; LM=NEXT 20%; L=LOWEST 10%

³ ADJUSTED FOR STUDENT CHARACTERISTICS & CLASS SIZE: SEE TEVAL GUIDE

Faculty Member: **Groshek, Jacob** Course Name: **Top/New Media and Politics(17967)**

Course #: **MC 589**

Hr./Days: **105 TU On Campus** College: **Arts and Sciences**

Term: **Fall 2019**

Additional Comments

1.	<p>Additional Comments</p> <ul style="list-style-type: none"> • Jacob Groshek is the best professor I have ever had at the JMC school. Please please do not loose him! I am a political science minor, so maybe I am biased in the topic of the class, but I've never learned so much from such an educated professor at JMC. He evoked so much self thought, and we discussed topics so relevant and impactful to our lives right now. His class was political science level, where as JMC elective courses are always very weak in actually evoking thought.. (ie gender race and media..) I think the level of work he had us do was very adequate, and if there are complaints about the amount of work given I think it is needed to be taken into consideration that JMC students love to complain. It was his first semester here so I could tell he was still getting his footing but he worked it out really well for us and was really flexible. God JMC please don't loose him... He's the best and smartest professor you have right now without a doubt... • As a journalist myself, I found it very unsettling that he would often have us read his own work for assignments and even encourage us to use his past research papers for our projects. It seems like a nasty case of conflict of interest and I'm not here for it. I understand being very knowledgable about the subject, but forcing your students to read your own work for a grade seems a little narcissistic. Overall a mostly affective and engaging teacher, but I had a difficult time wanting to engage in class due to dismissal whenever I would speak up. I'm not sure I would recommend another student for this class. • There seem to be a lot of material and work to do but about the same material and I felt like I was doing the same work over and over. The topic choice wasn't my ideal but I did want to learn more about what was happening in the world dealing with politics. I would say Groshek does know what he's talking about and can get his points across but interacting with college students didn't seem too comfortable. Thanks for an very informative semester, I really did learn a lot about New Media and The Hybrid Media System. • I ended up really enjoying this class. At first I wasn't very sure because of the complexity of the book and some of the studies, but I learned how to effectively read and understand them which was really beneficial! Thanks for a good class. • He allowed students to use their computers during class, but I think many got distracted. I felt bad because when I would look around sometimes everyone would be on their laptops and not paying attention to him... I think since readings and notes are taken before class that he should say he frowns upon using them at the beginning of the semester to keep the attention of his students. This class is definitely upper level by the difficulty of the readings. He without a doubt knows his stuff and greatly portrays this through sharing his studies through class. Great and knowledgable teacher, just needs to work on his presentations keeping the focus of his students!
----	--

EM 888 (A1): Doc Collab Project

Fall18 | Jacob Groshek

8 Students Enrolled
7 Students Responded
87.5% Response Rate

Quantitative

	Very light	Somewhat light	Average	Somewhat heavy	Very heavy	N	DNA	SD	M
The overall workload of this course is:	0% (0)	0% (0)	85.71% (6)	14.29% (1)	0% (0)	7	0	-	-
	Very easy	Easy	Average	Difficult	Very difficult	N	DNA	SD	M
The level of difficulty of this course is:	0% (0)	0% (0)	100% (7)	0% (0)	0% (0)	7	0	-	-
	Very poor	Poor	Average	Good	Superior	N	DNA	SD	M
The overall rating of this course is:	0% (0)	0% (0)	14.29% (1)	14.29% (1)	71.43% (5)	7	0	0.73	4.57
	Strongly disagree	Disagree	Neither disagree nor agree	Agree	Strongly agree	N	DNA	SD	M
The course syllabus was comprehensive and clear	0% (0)	0% (0)	28.57% (2)	14.29% (1)	57.14% (4)	7	0	0.88	4.29
	Strongly disagree	Disagree	Neither disagree nor agree	Agree	Strongly agree	N	DNA	SD	M
The course syllabus stated the course objectives clearly.	0% (0)	14.29% (1)	28.57% (2)	0% (0)	57.14% (4)	7	0	1.2	4
	Definitely not	Probably not	Maybe	Yes	Yes, with enthusiasm	N	DNA	SD	M
Would you recommend this course to your friends?	0% (0)	0% (0)	0% (0)	28.57% (2)	71.43% (5)	7	0	0.45	4.71
<i>Please rate the instructor according to the following aspects.</i>	Very poor	Poor	Average	Good	Superior	N	DNA	SD	M
His/Her enthusiasm in teaching.	0% (0)	0% (0)	0% (0)	14.29% (1)	85.71% (6)	7	0	0.35	4.86
His/Her effectiveness in explaining concepts.	0% (0)	0% (0)	0% (0)	14.29% (1)	85.71% (6)	7	0	0.35	4.86
His/Her ability to stimulate interest in subject matter.	0% (0)	0% (0)	0% (0)	14.29% (1)	85.71% (6)	7	0	0.35	4.86
His/Her availability to students outside of class.	0% (0)	0% (0)	0% (0)	14.29% (1)	85.71% (6)	7	0	0.35	4.86
His/Her fairness in grading.	0% (0)	0% (0)	14.29% (1)	0% (0)	85.71% (6)	7	0	0.7	4.71
Overall rating of the instructor.	0% (0)	0% (0)	0% (0)	14.29% (1)	85.71% (6)	7	0	0.35	4.86

Qualitative

Please comment on the instructor with regard to ability to communicate ideas, willingness to entertain debate, organization, attitude towards students and accessibility. -

- Professor Groshek is super helpful. He is willing to communicate with students. He also encourages students to ask questions, and then give his valuable answers and suggestions.
- I worked with Dr. TV in 888. She's splendid. She challenged me constantly on theoretical and methodological matters that I would have taken for granted had she not raised concerns about them. It has been an invaluable learning experience to collaborate with her on research.
- Clear, informative and motivated. Great sort of a class.
- Dr. Guo is really helpful and encouraging!
- Dr. Groshek is always highly encouraging and enthusiastic about new ideas or directions I present to him. We meet regularly, but he also makes himself available by email and is responsive, even on weekends. It's been a pleasure to work with him, and I sincerely look forward to our ongoing collaborations.
- Dr. Groshek was frequently available outside of class via email, was responsive to emails, and often available for in-person meetings. Course work generally followed the syllabus and Dr. Groshek was flexible in accommodating requests from the class for extra material. He gave reasonable extensions on projects for those who needed additional time.

Please comment on the course with regard to pace, workload, level of difficulty, educational value, topics covered and integration of sections. -

- The course served as a good introduction/reinforcement of research methods and statistical techniques. The workload was average, as was the level of difficulty. One of the main areas that I was intent on improving was my understanding of communication research methods. The first 6 weeks of the course were structured extremely well and provided a good baseline for moving forward in my own studies/research.
- This course allows for the exploration and discovery of one's own research capacity without completely removing the training wheels. It serves a critical function and does so well.
- Good
- ---
- Topics covered in the class were very comprehensive and helpful for conducting research.

What were some of the strengths of this course? -

- Different assignments and exercises helped students understand the course content better.
- ---
- Meta-analytical insights
- The flexibility as well as the support of the faculty to provide the knowledge and other resources essential for continuing successfully. Dr. Groshek has introduced me new tools and opened doors that otherwise would have been much harder to get through.
- The detailed introduction to research methods is a strong point of the course. In particular, conducting "mini" research proposals as an assignment each weekly greatly reinforces the lecture material.

What ways, if any, could this course be improved? -

- Incorporating some basic, manual calculations would help to reinforce some of the statistical techniques learned in the course. As most of the calculations are run through SPSS, some of techniques can be harder to conceptualize in terms of how, when, and why to use them.
- More congruity.
- ---
- It would be great if this class involves more students discussion.

Please provide a brief assessment of the quality of the instructor's presentation of the course content. (Lectures, readings, projects, guests, tests, etc.) -

- I enjoyed this class very much! Professor Groshek is very knowledgeable about the course content. The lectures were logically organized and easy to follow.
- N/A.
- There wasn't much of any.
- The lectures and readings were directly related to course content. The project for the course was quite comprehensive and allowed students a great degree of freedom to select their own research area/method. This was especially useful for those with predetermined research interests. Tests were fair.

Default Report

COM EVALS - EM777

June 1st 2017, 12:43 am EDT

Q1 - The overall workload of EM777 is:

Field	Minimum	Maximum	Mean	Std Deviation	Variance	Count
The overall workload of EM777 is:	2.00	4.00	3.08	0.47	0.22	13

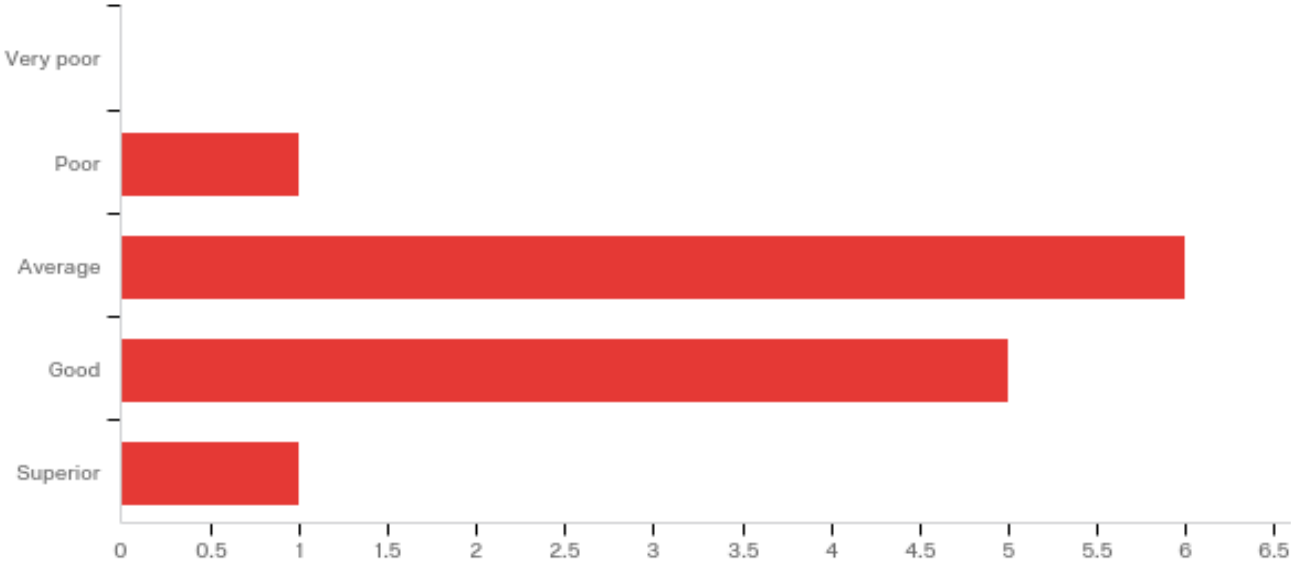
#	Answer	%	Count
6	Very light	0.00%	0
2	Somewhat light	7.69%	1
3	Average	76.92%	10
4	Somewhat heavy	15.38%	2
5	Very heavy	0.00%	0
	Total	100%	13

Q2 - The level of difficulty of EM777 is:

Field	Minimum	Maximum	Mean	Std Deviation	Variance	Count
The level of difficulty of EM777 is:	3.00	4.00	3.23	0.42	0.18	13

#	Answer	%	Count
1	Very easy	0.00%	0
2	Easy	0.00%	0
3	Average	76.92%	10
4	Difficult	23.08%	3
5	Very difficult	0.00%	0
	Total	100%	13

Q3 - The overall rating of EM777 is:



#	Answer	%	Count
1	Very poor	0.00%	0
2	Poor	7.69%	1
3	Average	46.15%	6
4	Good	38.46%	5
5	Superior	7.69%	1
	Total	100%	13

Q4 - The course syllabus was comprehensive and clear.

Field	Minimum	Maximum	Mean	Std Deviation	Variance	Count
The course syllabus was comprehensive and clear.	1.00	4.00	2.92	0.92	0.84	13

#	Answer	%	Count
1	Strongly disagree	7.69%	1
2	Disagree	23.08%	3
3	Neither disagree nor agree	38.46%	5
4	Agree	30.77%	4
5	Strongly agree	0.00%	0
	Total	100%	13

Q5 - The course syllabus stated the course objectives clearly.

Field	Minimum	Maximum	Mean	Std Deviation	Variance	Count
The course syllabus stated the course objectives clearly.	1.00	4.00	3.08	0.92	0.84	13

#	Answer	%	Count
1	Strongly disagree	7.69%	1
2	Disagree	15.38%	2
3	Neither disagree nor agree	38.46%	5
4	Agree	38.46%	5
5	Strongly agree	0.00%	0
	Total	100%	13

Q6 - Would you recommend EM777 to your friends?

Field	Minimum	Maximum	Mean	Std Deviation	Variance	Count
Would you recommend EM777 to your friends?	1.00	5.00	3.08	1.07	1.15	13

#	Answer	%	Count
1	Definitely not	15.38%	2
2	Probably not	0.00%	0
3	Maybe	53.85%	7
4	Yes	23.08%	3
5	Yes, with enthusiasm	7.69%	1
	Total	100%	13

Q12 - Please rate Professor Groshek according to the following aspects.

Field	Minimum	Maximum	Mean	Std Deviation	Variance	Count
His/Her enthusiasm in teaching	2.00	4.00	3.00	0.55	0.31	13
His/Her effectiveness in explaining concepts.	2.00	4.00	2.85	0.66	0.44	13
His/Her ability to stimulate interest in subject matter.	2.00	4.00	2.92	0.62	0.38	13
His/Her availability to students outside of class.	2.00	4.00	2.85	0.66	0.44	13
His/Her fairness in grading.	2.00	4.00	3.00	0.55	0.31	13
Overall rating of Professor Groshek.	2.00	4.00	3.00	0.55	0.31	13

#	Question	Very poor	Poor	Average	Good	Superior	Total
1	His/Her enthusiasm in teaching	0.00% 0	0.00% 0	15.38% 2	69.23% 9	15.38% 2	13
2	His/Her effectiveness in explaining	0.00% 0	0.00% 0	30.77% 4	53.85% 7	15.38% 2	13

	concepts.											
3	His/Her ability to stimulate interest in subject matter.	0.00%	0	0.00%	0	23.08%	3	61.54%	8	15.38%	2	13
4	His/Her availability to students outside of class.	0.00%	0	0.00%	0	30.77%	4	53.85%	7	15.38%	2	13
5	His/Her fairness in grading.	0.00%	0	0.00%	0	15.38%	2	69.23%	9	15.38%	2	13
6	Overall rating of Professor Groshok.	0.00%	0	0.00%	0	15.38%	2	69.23%	9	15.38%	2	13

Q18 - Please comment on Professor Groshek with regard to ability to communicate ideas, willingness to entertain debate, organization, attitude towards students and accessibility.

Please comment on Professor Groshek with regard to ability to communicate i...
Great!
Professor Groshek is an exceptional professor with endless enthusiasm for his course topics and students. He makes himself very available to his students and is a true gem of the EMS program.
Explaining the projects at the beginning was good, and then he kinda let us do our own thing. He was accessible in general, but as he as working with one group specifically with their client project, he was less available than before, during class. He treated every student with respect, and was open to hearing input from the students in regards of what was and was not possible.
He is willing to share and make a lot of academic and industry experts come.
Professor Groshek is passionate and patient in answering us any questions. We have lots of time for discussion.
This semester's class is for client-targed project, so Professor Groshek actually didn't have to teach, but he still helped a lot on giving suggestions and resources.
I want more systemic studies
Groshek always encourages debate and communicates ideas.
Sometimes the ideas of Prof. Groshek are not very clear. But overall he is an enthusiastic professor.
Great
Communicates at all hours.
Professor Groshek is willing to answer questions and help us with our project outside of the class.
Prof. Groshek is very responsible and giving us clear guidance.

Q19 - Please comment on EM777 with regard to pace, workload, level of difficulty, educational value, topics covered and integration of sections.

Please comment on EM777 with regard to pace, workload, level of difficulty,...

There needs to be more overseeing of client projects

average

The pace was fine, though since EM777 is such an unusual class, pace was dictated more by clients than by Professor Groshek. In terms of educational value, it is useful to know how to communicate with external parties, which is something you don't really do much as a student.

good.

Average

It's challenging to work with real client, but the workload is not that heavy if the team members all take their own responsibility.

I didn't feel I learned a lot

The pace of the course and the level of difficulty was average.

It highly depends on the clients of EM777.

Slow in the beginning of the semester, but huge workload in the end of the semester. Maybe it would be nice to adjust it in the future class.

The second semester of EM777 is a different pace due to the client projects.

It's more like a workshop. Each class is more like a lab session.

The workload depends on the team works. This class is highly collaborative, so team work is very important.

Q20 - What were some of the strengths of EM777?

What were some of the strengths of EM777?

Working on the client projects

everything

Generally, the projects are helpful in building character. It's a dose of the real world, which can be necessary for so many students getting shot out of a cannon into reality as soon as they graduate.

teamwork

It's practical and requires lots of communication and technical skills. Students will get the chance to cooperate with real-world clients

Superior experience of working with real client in the industry, training a lot on marketing research skills.

Useful for resume

Groups were able to independently work on their projects.

Students can get a chance to work with real clients.

Working with clients

Client Project

Flexibility to explore.

Good opportunity to learn new things from each other.

Q21 - What ways, if any, could EM777 be improved?

What ways, if any, could EM777 be improved?
Definitely make sure all group members are doing work
nothing
The biggest misstep was that the syllabus was issued more than halfway through the semester. There were assignments on the syllabus that we weren't even aware existed. It would be better in the future if such things were issued earlier.
more intervene from instructor
Maybe teach some technical skills like last semester, like more knowledge of SPSS, or other social media analysis tools instead of focusing most of the time on client project and screentime
The syllabus should be cleared for each group's project staying on schedule.
Yes
N/A
The goal of this class is not clear enough. Also it would be better if we can have a wider selection of clients.
More theoretical stuff and actual teaching material
The client projects could be improved.
We didn't really learn skills or cover specific topics in the EN777 class.
Maybe we should have a relatively equal number of people in each group.

Q22 - Please provide a brief assessment of the quality of Professor Groshek's presentation of the course content. (Lectures, readings, projects, guests, tests, etc.)

Please provide a brief assessment of the quality of Professor Groshek's pre...

Great!

Professor Groshek only produces content of exceptional quality.

Given the nature of EM777 as largely a class for students to work with clients, the presence of the instructor was less necessary. As such, there weren't really any lectures, readings, or tests. I appreciate Professor Groshek being generally hands off, letting the students work directly with the clients, instead of him acting as a liaison. His supervision of projects, as well as the PhD students' immense help, made the process feel much less chaotic than it could have been.

good

I really admire Professor Groshek!

Great projects and inspiring guests on class for giving suggestion!

so so

It was fine.

Overall it's a fair course.

Good

Groshek is good

Good!

Awesome class!

REPORT GENERATED ON 1/20/116

COM-15F EM847 Al Tme/ P; ce & Socdat
PROFESSOR Groshek

NUMBER OF STUDENTS RESPONDING: 3
NUMBER OF STUDENTS ENROLLED: 4
PERCENT OF ENROLLED STUDENTS RESPONDING: 75.00

STATISTICS REFLECT FREQUENCY OF RESPONSES

I. BACKGROUND INFORMATION:

-----										MEAN	ST DEV		
1. My class year is:	NR	1	2	3	4	5							
	Freshman	0	0	0	0	0	3	Graduate		5.000	0.000		
2. My college/school is:	NR	1	2	3	4	5	6	7	8	9	SEA	MEAN	ST DEV
	CAS	0	0	3	0	0	0	0	0	0	0	2.000	0.000
3. Primary reason for enrolling in course:	NR	1	2	3	4						MEAN	ST DEV	
	MAJOR/MINOR REQUIREMENT	0	3	0	0	0	OTHER					1.000	0.000

II. GENERAL EVALUATION OF COURSE:

-----										MEAN	ST DEV	
4. The overall course workload	NR	1	2	3	4	5						
	Not heavy	0	0	0	0	2	1	Very heavy		4.333	0.577	
5. The level of difficulty of the course	NR	1	2	3	4	5						
	Not difficult	0	0	0	0	0	3	Very difficult		5.000	0.000	
6. The overall course rating	NR	1	2	3	4	5						
	Poor	0	0	0	0	0	3	Superior		5.000	0.000	
7. The course syllabus was comprehensive and clear	NR	1	2	3	4	5						
	Disagree	0	0	0	0	1	2	Strongly agree		4.667	0.577	
8. The course syllabus stated the course objectives clearly	NR	1	2	3	4	5						
	Disagree	0	0	0	0	1	2	Strongly agree		4.667	0.577	
9. Would you recommend this course to your friends?	NR	1	2	3	4	5						
	Yes	0	2	1	0	0	0	Definitely not		1.333	0.577	
10. Compare course with similar courses taken at BU	NR	1	2	3	4	5	6				MEAN	ST DEV
	Higher quality	0	3	0	0	0	0	No comparison		1.000	0.000	
11. Grade I expect to receive	NR	1	2	3	4	5	6				MEAN	ST DEV
	A (3.6 or above)	0	2	1	0	0	0	Pass		1.333	0.577	

III. PROFESSOR/INSTRUCTOR EVALUATIONS:

-----										MEAN	ST DEV
12. The instructor's enthusiasm in teaching	NR	1	2	3	4	5					
	Poor	0	0	0	0	0	3	Superior		5.000	0.000
13. The instructor's effectiveness in explaining concepts	NR	1	2	3	4	5					
	Poor	0	0	0	0	0	3	Superior		5.000	0.000
14. The instructor's ability to stimulate interest in subject matter	NR	1	2	3	4	5					
	Poor	0	0	0	0	0	3	Superior		5.000	0.000
15. The instructor's availability to students outside of class	NR	1	2	3	4	5					
	Poor	0	0	0	0	0	3	Superior		5.000	0.000
16. The instructor's fairness in grading	NR	1	2	3	4	5					
	Poor	0	0	0	0	0	3	Superior		5.000	0.000
17. Overall rating of this instructor	NR	1	2	3	4	5					
	Poor	0	0	0	0	0	3	Superior		5.000	0.000

COM EM 847 Course Evaluations
Fall 2015

Instructor: Jacob Groshek

Section: A1

1. Comment on the PROFESSOR(S)/INSTRUCTOR(S) with regard to ability to communicate ideas, willingness to entertain debate, organization, attitude toward students, accessibility.

1. Dr. Groshek is an amazing professor. He was always available for questions; great attitude and advice given to students.
2. So helpful-the one-on-one meetings were so critical to clearer understanding of course concepts and making real progress on projects.
3. Dr. Groshek is terrific-organized, clear, patient enthusiastic. He cares about the material (extremely brilliant) and wants his students to succeed.

2. Comment on the COURSE with regard to pace, workload, level of difficulty, educational value, and topics covered integration of sections.

1. Really hard class but learned A LOT. Foundational for PhDs.
2. Really difficult in the beginning to establish foundation for stats understanding but crucial moving forward for building with more advanced statistical analysis.
3. The course is a huge challenge or at least it was for me! But Dr. Groshek's support makes it feasible and accessible.

3. In your opinion, what were some of the strengths of this course?

1. Pacing; one on one meetings; working on final project early. Class Size!!!
2. Small class size, one-on-one attention, individual projects that let us work with & become comfortable with one or tow exercises to learn concepts with already clean and clear data set.
3. The small class size was really helpful; we could converse easily about our questions. Dr. Groshek met with us individually several times to ensure personalized learning.

4. In your judgment, in what ways could this course be improved?

1. Data set selection; perhaps suggested reading of other work to get a sense of how to report data.
2. Not once a week for 3 hours but scheduling twice for 90 minutes. NOT SO LATE AT NIGHT. Really difficult time in terms of such math/stats-heavy content.
3. Perhaps a quick brief refresher or perhaps tell students to do that on their own prior of more basic statistics before jumping in. Also, it would be great if the hours were not late at night.

5. Provide a brief assessment of the quality of the instructor's presentation of the course content (lectures, readings, projects, guests, tests, etc.)

1. Good lectures. Overall awesome.
2. Awesome. Only used slides when needed in class exercises were critical for really learning and applying concepts.
3. Dr. Groshek's presentation of material was top notch he is an expert and communicates well with students.

REPORT GENERATED ON 1/20/116

COM-15F EM777 A1 Exgrppprojwrksem
PROFESSOR Groshek

NUMBER OF STUDENTS RESPONDING: 20
NUMBER OF STUDENTS ENROLLED: 24
PERCENT OF ENROLLED STUDENTS RESPONDING: 83.33

STATISTICS REFLECT FREQUENCY OF RESPONSES

I. BACKGROUND INFORMATION:

	NR	1	2	3	4	5		MEAN	ST DEV
1. My class year is:	Freshman	0	0	0	0	0	20 Graduate	5.000	0.000
2. My college/school is:	CAS	0	0	20	0	0	0 0 0 0 SEA	2.000	0.000
3. Primary reason for enrolling in course:	NR	1	2	3	4			MEAN	ST DEV
	MAJOR/MINOR REQUIREMENT	1	18	1	0	0	OTHER	1.053	0.229

II. GENERAL EVALUATION OF COURSE:

	NR	1	2	3	4	5		MEAN	ST DEV
4. The overall course workload	Not heavy	0	0	0	6	11	3 Very heavy	3.850	0.671
5. The level of difficulty of the course	Not difficult	0	0	0	8	8	4 Very difficult	3.800	0.768
6. The overall course rating	Poor	0	0	0	6	13	1 Superior	3.750	0.550
7. The course syllabus was comprehensive and clear	Disagree	0	0	1	4	9	6 Strongly agree	4.000	0.858
8. The course syllabus stated the course objectives clearly	Disagree	0	0	1	4	10	5 Strongly agree	3.950	0.826
9. Would you recommend this course to your friends?	Yes	0	1	10	8	1	0 Definitely not	2.450	0.686
10. Compare course with similar courses taken at BU	NR	1	2	3	4	5	6	MEAN	ST DEV
	Higher quality	0	4	12	2	0	0 2 No comparison	2.300	1.380
11. Grade I expect to receive	A (3.6 or above)	0	15	5	0	0	0 0 Pass	1.250	0.444

III. PROFESSOR/INSTRUCTOR EVALUATIONS:

	NR	1	2	3	4	5		MEAN	ST DEV
12. The instructor's enthusiasm in teaching	Poor	0	0	0	0	3	17 Superior	4.850	0.366
13. The instructor's effectiveness in explaining concepts	Poor	0	0	1	11	7	1 Superior	3.400	0.681
14. The instructor's ability to stimulate interest in subject matter	Poor	0	0	0	4	12	4 Superior	4.000	0.649
15. The instructor's availability to students outside of class	Poor	0	0	0	2	7	11 Superior	4.450	0.686
16. The instructor's fairness in grading	Poor	0	0	0	0	10	10 Superior	4.500	0.513
17. Overall rating of this instructor.	Poor	0	0	1	2	14	3 Superior	3.950	0.686

PrCOM EM 777 Course Evaluations
Fall 2015

Instructor: Jacob Groshek

Section: A1

1. Comment on the PROFESSOR(S)/INSTRUCTOR(S) with regard to ability to communicate ideas, willingness to entertain debate, organization, attitude toward students, accessibility.

1. Very enthusiastic about the subject matter but the in-class exercises did not contribute to my understanding of the material.
2. In class, Prof Groshek is nice and enthusiastic. However, the explanation of assignment is not clear enough.
3. Very good enthusiastic while teaching.
4. The Professor is enthusiastic in teaching. However, sometimes he failed to explicate himself upon some of the concepts clearly.
5. Some class concepts are not clearly explained. However, better explanation in office hour.
6. Professor Groshek is very enthusiastic and willing to share much resources with us.
7. Enthusiastic with material. Needs more organization and structure.
8. Statistics is never fun...Dr. Groshek does a swell job at approaching the material with clarity. It is apparent he cares about student sources.
9. Dr. Groshek is clearly passionate about research and statistical analysis, which stimulates interest. However his large knowledge base often leaves me feeling behind or lost.
10. Very willing to help outside of class, responsive to emails.
11. The professor was enthusiastic and clearly engaged with students' interests. The decision to switch to power point-free lectures mid-way through the course improved the flow and clarity of the class significantly.
12. Sometimes he may speak or teach too fast to catch the idea.
13. Professor Groshek is very enthusiastic about teaching but sometimes he rushed through concepts which can be a bit difficult as not everyone learns in the same capacity. At times he seems impatient too. As a student, I would find it easier to approach him if he were a bit more patient.
14. Active, motivated and engaging. Easier to entertain student questions.

15. Blank

16. You are very well versed in the subject matter and had good exercises and examples in class, perhaps move P.P presentations more organized, as well as labels on Dropbox, sometimes it is overwhelming and confusing.

17. I feel like professor Groshek was kind of rushed in explaining concepts that I often felt like I was unable to full comprehend the subject.

18. Have a hard time in understanding what the professor really wants us to do. Professor Groshek is really kind and supportive for all kinds of topic. But in the process of practice, we may need more professional assistance and clear directions instead of vague "you could have try".

19. The overall organization for this course is good but sometime it is not very clear for students to understand instructor's requirement.

20. Professor Groshek was great about making himself available outside of class for clarification or to answer questions about assignments.

2. Comment on the COURSE with regard to pace, workload, level of difficulty, educational value, and topics covered integration of sections.

1. Would have been much better to see instructional content on SPSS & statistical analysis techniques (i.e. ANOVA & hot to interpret) before jumping into exercises.

2. If you have statistic knowledge, it will be good. If you don't, it seems difficult and professor doesn't explain that much to you.

3. Pace is a bit too quick. Workload is just fine and the course is really practical for those who want to pursue or research oriented career.

4. The pace is good, the topic is useful and skills are learnt.

5. Hard work and sometimes, the instruction of work is not clear enough.

6. This class is well designed and I really learned a lot from this class.

7. More time should be allocated to understanding SPSS concepts, not just what to do in the program.

8. The methods section=great. The SPSS section=too fast. I'm still confused on some topics.

9. Work load was fine until last two weeks where it has become exorbitant.

10. Fair workload and appropriate difficulty. All valuable information.

11. Overall workload and level of difficulty was consistent and reasonable. I think the course suffered for largely shipping past statistical concepts on the way to teaching their application.

12. The pace is too fast, the workload and level of difficulty is fair.

13. The course is interesting but probably requires additional time for students that don't have a research background. The assignments were interesting but it would have been better had we started the final project earlier.

14. Workload was heavy but engaging for methodologies and light but obscure for analytic SPSS parts.

15. Blank

16. I understand the value of learning the quantitative and qualitative methods but I felt that it took a lot of time to get through this section and that still, some assignments were rushed. Wished we spent more time learning SPSS.

17. The pace was way too fast. I felt like I was trying to follow along with class exercises but wasn't actually learning. I have zero background in statistics and I had to spend a lot of time outside of class trying to understand it.

18. A little bit too fast, especially for the SPSS analysis part. I didn't absorb some mathematical concept thoroughly and the course went on for another math concept.

19. The course workload and level of difficulty are fair but do think the topics that covered cannot be explained clearly.

20. Coming away from the class, I understand how to input data and run tests in SPSS, but I don't feel confident in my overall understanding of concepts and real-world application of concepts and data.

3. In your opinion, what were some of the strengths of this course?

1. Professor's passion for the material.

2. Learn SPSS

3. Practical research methods & skills for people who are interested in research.

4. Learning SPSS is one of the most significant strength of this class. Other than that, learning some of the research method is also very useful.

5. Lead us go through SPSS and help us to analyze data.

6. The class introduced many effective methodologies which is really helpful for future research.
7. Ability to conduct original research.
8. Great course for learning the importance of research. Both practicing and academically.
9. I like the general structure and real world application involved in conducting original research.
10. Well-paced, fair grades, he's intelligent & kind.
11. Good survey of methodological approaches; I appreciate that we directly engaged with each unit in our work.
12. Teach us some very practical stuff=like how to do research, how to run SPSS.
13. The practical aspect, the assignments, the instructive style.
14. Wide survey of interesting methodologies. Amazing opportunity to do real research.
15. Blank
16. -learn research methods on a graduate level
-introduction to SPSS.
17. Professor Groshek is very knowledgeable and clearly has a passion for what he teaches. He's easy to talk to as well.
18. Introducing the basics of quantitative research.
19. Other than the knowledge on book, can also learn something about SPSS
20. Professor Groshek is a passionate educator and timely with feedback and grading.

4. In your judgment, in what ways could this course be improved?

1. We felt rushed through initiating the SPSS exercises in class, rather than actually learning the material first then practicing.
2. More clear instruction.
3. Maybe write more scholars/experts in real industry to give lectures.
4. Spending more time explaining the SPSS and the statistics terms in order to have stronger learning on the subject.

5. Syllabus and instruction of exercise might be more clear.
6. Good enough.
7. More time with SPSS; more structured timeline for data collection.
8. More time on SPSS!
9. Jacks organization and needed way more SPSS instruction- we rushed through this leaving us unprepared for our final project and exam.
10. Final project was very rushed, didn't receive qualtrics data until late. Didn't have much prior knowledge of how to prepare for final project, not much time to complete it. I hate SPSS.
11. The final project was often inconsistently outlined for me. The combination of what felt like shifty expectation and a late start made this much more stressful than it needed to be.
12. Maybe slow down the pace a little bit.
13. Would be great to have classes in a lab, SPSS editions for students should be purchased. Textbook access at the library (in PDF form) would be great.
14. The SPSS workshops seemed to come at the expense at the time studying and understanding the methodologies behind the procedures.
15. Blank.
16. Need more time w/ SPSS training and need to have this course in a lab for access to the program.
17. I think less focus should be given on the in-class exercise because I felt rushed to copy what he was doing on the screen and didn't fully understand why I was doing it. It would have been better to just take notes.
18. The path and clarify.
19. Maybe make the explanation clarify would be much better for students to follow.
20. Class size was too large, more time should have been spent explaining of concepts and how they are related to SPSS data and real-life application.

5. Provide a brief assessment of the quality of the instructor's presentation of the course content (lectures, readings, projects, guests, tests, etc.)

1. Would have appreciated PPT slides in class re: SPSS. Overall, a good Prof. but course content was a bit muddled.

2. There are several guests speakers which is good. Overall it is good.
3. Very good.
4. Professor Groshek is very good at interpreting the presentation. I suggest that power point should still be used.
5. Kind of confusing that we have dropbox to get access to our course content but we use google to hand in homework. But its easy to get access to all materials.
6. It's great. I do love it.
7. Good.
8. Overall, great! I don't think we needed the PPT slides, so I'm ok with you getting rid of them. Perhaps work on SPSS info more for in class presentations.
9. Dr. Groshek knows his stuff and I especially enjoyed when Jill Walsh and Erik Bucy came in to speak to our class.
10. A little fast, but through, helpful, fun, and willing to explain more where needed. SPSS needed more explanation otherwise he's great.
11. Lectures were clear and compelling. At times, I felt that the readings assigned while helpful, were somewhat redundant and either overlapped each other on content presented in class.
12. Good.
13. Professor Groshek is good at explaining concepts and he designed the PPTs, lectures well but towards the end of the semester he seemed really rushed and we felt that we haven't grasped the last bit too well.
14. Research methodology: 10/10 wonderful data analysis: 6/10-did not feel that I attached masters of anything more than repeat procedures in SPSS.
15. Blank
16. Fair methods of evaluating, perhaps the final paper should have been more like a longer exercise than a full paper, as this could have been completed next semester?
17. Well, he got rid of power points ½ way through the semester and honestly I would have liked them. I'm a visual person and sometimes it helps to see things written down. But, I did really enjoy his outside speakers and he was helpful every time I needed it.
18. Blank.
19. The quality of instructors presentation of the course content are good.

COM EM 777/888 Course Evaluations
Fall 2015

Instructor: Jacob Groshek

Section: A1

1. Comment on the PROFESSOR(S)/ INSTRUCTOR(S) with regard to ability to communicate ideas, willingness to entertain debate, organization, attitude toward students, accessibility.

1. He is enthusiastic about the subject matter and engaging as a professor, sometimes he rushes too quickly through concepts though and assignments are not always clear.

2. Professor Groshek is an enthusiastic teacher has a strong knowledge base. However, the overall ability to communicate concepts, entertain debate and inculcate a questioning mindset amongst students needs some work.

3. Too much rush in learning more tools/concepts with less time to familiarize with what learnt in class. Attitude not always very professional and fair in a teacher –student relationship.

4. Attitude toward students was very poor at times-bordering unprofessional in tone. Feedback was very negative and condescending at times which was very disheartening from a learning perspective.

2. Comment on the COURSE with regard to pace, workload, level of difficulty, educational value, and topics covered integration of sections.

1. The course had a decent workload, sometimes group projects very very time-consuming and we needed more/clearer instruction on SPSS because many people have no experience with it.

2. The pace of the course is too fast and although assignments are designed well, they need to be consistent to allow us to focus on a single common research topic. That would channelize our efforts better for a final project.

3. The course has a very educational value give the amount and complexity of tools and concepts to learn, more time should have been devoted to practice those tools. Too much importance of the quantity over quality.

4. The pace was very hectic at times-especially toward the end of the semester and project work felt rushed. Programs like SPSS were difficult to follow along, especially because some of us didn't have the program.

3. In your opinion, what were some of the strengths of this course?

1. We learned a lot through practice and it was very cool being able to carry out our own research. I liked the naturalistic observation portion.
2. It is quite intensive and scientific in nature. Very good for an emerging media program. However, this kind of course should warrant the program to be an Master of Science not an MA program.
3. The importance of learning research methods and SSP tool. Both for an academic and business career.
4. I enjoyed working as a group from the beginning and I would have felt completely lost without them to work with and their support.

4. In your judgment, in what ways could this course be improved?

1. Clearer instruction about statistical concepts and SPSS. Clearer instruction in general on assignments.
2. The pace can be more consistent. One semester can teach concepts and basics, next semester on application and tools with an overall goal towards a final project at the end of the program year. The text book is redundant, not very useful.
3. More time spent on studying practicing and familiarizing with tools class concepts. Importance of the quality over the quantity (I felt the quantity has been more important in this course).
4. I wish we could've structured the schedule for the final project better-and I would've appreciated more general knowledge up front as I never worked in research before.

5. Provide a brief assessment of the quality of the instructor's presentation of the course content (lectures, readings, projects, guests, tests, etc.)

1. He clearly know his stuff, he just needs to slow down a bit.
2. Professor Groshek's presentations are insightful. However, over teaching styles is a bit haphazard; difficult to thread the various bits together. If you are an international student it is all the more difficult to comprehend the methodology of teaching.
3. The comment was well presented (power point & drop box).
4. I could've done without the textbook as I only utilized it in the beginning. I wish the instructor felt more engaged sometimes it felt like we were in the way and that he didn't want to be here.

COM EM 888 Course Evaluations
Fall 2015

Instructor: Jacob Groshek

Section: A1

1. Comment on the PROFESSOR(S)/ INSTRUCTOR(S) with regard to ability to communicate ideas, willingness to entertain debate, organization, attitude toward students, accessibility.

1. Dr. Groshek is a terrific educator who cares about his students understanding of course material. Extremely accessible and knowledgeable.
2. Extremely knowledgeable and accessible professor.

2. Comment on the COURSE with regard to pace, workload, level of difficulty, educational value, and topics covered integration of sections.

1. The workload was tough because I worked alone. The weekly assignments took a lot of time because they were robust, challenging learning experiments.
2. We took this class concurrently with EM 847 which was structurally awkward at times, as EM 847 is an advanced stats course.
3. First half of the semester seemed much heavier workload wise than second half.

3. In your opinion, what were some of the strengths of this course?

1. Dr. Groshek's collaborative approach to learning; applied learning process; active feedback processes.
2. Excellent course.
3. Well structured clearly laid out with concrete learning good milestones-comprehensive class exercises and assignments to meet there learning objectives.

4. In your judgment, in what ways could this course be improved?

1. Perhaps more opportunities for groups to share progress with other groups.
2. N/A
3. Smaller class size, for more individual instructional feedback re: semester projects

5. Provide a brief assessment of the quality of the instructor's presentation of the course content (lectures, readings, projects, guests, tests, etc.)

1. Dr. Groshek presented and scaffolded the learning process extremely effectively. I really appreciate the iterative approach to our assignments.
2. Tests were fair and well organized; professor was flexible RE: deadlines and helpful RE: projects
3. Really great presentation-relevant examples, explains concepts a few times in different ways to ensure they're well understood.

REPORT GENERATED ON 6/3/115

COM-15S EM747 A1 Trndinginsights
PROFESSOR GroshekNUMBER OF STUDENTS RESPONDING: 12
NUMBER OF STUDENTS ENROLLED: 13
PERCENT OF ENROLLED STUDENTS RESPONDING: 92.31

STATISTICS REFLECT PERCENTAGE OF RESPONSES

I. BACKGROUND INFORMATION:

	NR	1	2	3	4	5		MEAN	ST DEV					
1. My class year is:	Freshman	0	0	0	0	100	Graduate	5.000	0.000					
2. My college/school is:	CAS	0	0	100	0	0	0	2.000	0.000					
		NR	1	2	3	4	5	6	7	8	9	SHA		
3. Primary reason for enrolling in course:	MAJOR/MINOR REQUIREMENT	8	58	16	0	16	OTHER	1.727	1.191					

II. GENERAL EVALUATION OF COURSE:

	NR	1	2	3	4	5		MEAN	ST DEV		
4. The overall course workload	Not heavy	0	0	0	16	83	Very heavy	3.833	0.389		
5. The level of difficulty of the course	Not difficult	0	0	8	41	41	Very difficult	3.500	0.798		
6. The overall course rating	Poor	0	0	0	33	16	Superior	4.167	0.937		
7. The course syllabus was comprehensive and clear	Disagree	0	0	0	25	50	Strongly agree	4.000	0.739		
8. The course syllabus stated the course objectives clearly	Disagree	0	0	0	25	33	Strongly agree	4.167	0.835		
9. Would you recommend this course to your friends?	Yes	0	50	8	25	16	Definitely not	2.083	1.240		
10. Compare course with similar courses taken at BU	Higher quality	0	58	16	8	8	0	8	No comparison	2.000	1.595
11. Grade I expect to receive	A (3.6 or above)	0	66	33	0	0	0	0	Pass	1.333	0.492

III. PROFESSOR/INSTRUCTOR EVALUATIONS:

	NR	1	2	3	4	5		MEAN	ST DEV	
12. The instructor's enthusiasm in teaching	Poor	0	0	8	0	25	66	Superior	4.500	0.905
13. The instructor's effectiveness in explaining concepts	Poor	0	0	0	25	33	41	Superior	4.167	0.835
14. The instructor's ability to stimulate interest in subject matter	Poor	0	0	0	33	25	41	Superior	4.083	0.900
15. The instructor's availability to students outside of class	Poor	0	0	0	25	25	50	Superior	4.250	0.866
16. The instructor's fairness in grading	Poor	0	0	0	16	33	50	Superior	4.333	0.778
17. Overall rating of this instructor	Poor	0	0	0	25	16	58	Superior	4.333	0.888

REPORT GENERATED ON 6/3/115

COM-15S EM747 A1 Trndinginsights
PROFESSOR Groshek

NUMBER OF STUDENTS RESPONDING: 12
NUMBER OF STUDENTS ENROLLED: 13
PERCENT OF ENROLLED STUDENTS RESPONDING: 92.31

STATISTICS REFLECT FREQUENCY OF RESPONSES

I. BACKGROUND INFORMATION:

	NR	1	2	3	4	5		MEAN	ST DEV
1. My class year is:	Freshman	0	0	0	0	0	12 Graduate	5.000	0.000
2. My college/school is:	CAS	0	0	12	0	0	0 0 0 0 0 SEA	2.000	0.000
3. Primary reason for enrolling in course:	NR	1	2	3	4			MEAN	ST DEV
	MAJOR/MINOR REQUIREMENT	1	7	2	0	2	OTHER	1.727	1.191

II. GENERAL EVALUATION OF COURSE:

	NR	1	2	3	4	5		MEAN	ST DEV
4. The overall course workload	Not heavy	0	0	0	2	10	0 Very heavy	3.833	0.389
5. The level of difficulty of the course	Not difficult	0	0	1	5	5	1 Very difficult	3.500	0.798
6. The overall course rating	Poor	0	0	0	4	2	6 Superior	4.167	0.937
7. The course syllabus was comprehensive and clear	Disagree	0	0	0	3	6	3 Strongly agree	4.000	0.739
8. The course syllabus stated the course objectives clearly	Disagree	0	0	0	3	4	5 Strongly agree	4.167	0.835
9. Would you recommend this course to your friends?	Yes	0	6	1	3	2	0 Definitely not	2.083	1.240
10. Compare course with similar courses taken at BU	NR	1	2	3	4	5	6	MEAN	ST DEV
	Higher quality	0	7	2	1	1	0 1 No comparison	2.000	1.595
11. Grade I expect to receive	A (3.6 or above)	0	8	4	0	0	0 0 Pass	1.333	0.492

III. PROFESSOR/INSTRUCTOR EVALUATIONS:

	NR	1	2	3	4	5		MEAN	ST DEV
12. The instructor's enthusiasm in teaching	Poor	0	0	1	0	3	8 Superior	4.500	0.905
13. The instructor's effectiveness in explaining concepts	Poor	0	0	0	3	4	5 Superior	4.167	0.835
14. The instructor's ability to stimulate interest in subject matter	Poor	0	0	0	4	3	5 Superior	4.083	0.900
15. The instructor's availability to students outside of class	Poor	0	0	0	3	3	6 Superior	4.250	0.866
16. The instructor's fairness in grading	Poor	0	0	0	2	4	6 Superior	4.333	0.778
17. Overall rating of this instructor	Poor	0	0	0	3	2	7 Superior	4.333	0.888

COM EM 747 Course Evaluations
Spring 2015

Instructor: Jacob Groshek

Section: A1

1. Comment on the PROFESSOR(S)/ INSTRUCTOR(S) with regard to ability to communicate ideas, willingness to entertain debate, organization, attitude toward students, accessibility.

1. He respected every students opinions/comments and was enthusiastic about the topic.
2. He is enthusiastic.
3. No comment.
4. Below my expectation.
5. No comment.
6. Good job encouraging conversations & debate on topics that were sometimes ambiguous to pull out learnings.
7. Dr. Groshek is a great professor- he has a lot of enthusiasm for data/visualization. This was the first time I event took a course like this and I think it was highly beneficial. I wish the program had a part 1 and 2 to build some more skills.
8. Really engaging teaching style clearly covers a lot about the topics or ideas and open to differing opinions especially if they might lead to further discussion.
9. Interesting topics but certainly challenging. Organization could be improved (only in terms of having perhaps a few slides to illustrate intricacies of network analysis...the markers almost never have ink for the white boards).
10. Could be more clear in explaining how concepts relate to work outside of academic research very accessible and excited. Great personality!
11. no comment.
12. Good

2. Comment on the COURSE with regard to pace, workload, level of difficulty, educational value, and topics covered integration of sections.

1. Average workload, enough not to overwhelm you but also make you learn a lot from them.
2. The workload is heavy most of the time, we have to learn by ourselves. The instructions are not clear.
3. Workload is heavy if you're taking other courses in the same semester.
4. The course should clearer when reference analysis definitions, not how to do.
5. No comment
6. Super helpful in the long run. Workload for assignments was high but not unreasonable and fit in clearly with final project.
7. Educational value 100%. Weekly assignments were challenging but also rewarding. Maybe allow 2 weeks for the bigger assignments and to allow more time for trouble shooting.
8. Pretty heavy workload but reasonable for good-level class. Readings were fairly dense but that's to be expected for such a new topic.
9. Fair pace.
10. It was a very rigorous course load with dense reading. But it mostly felt valuable.
11. no comment
12. Not very fast. A lot to learn

3. In your opinion, what were some of the strengths of this course?

1. Giving insights on visualizing and analyzing data.
2. No comment
3. No comment.
4. Software usage.
5. No comment.
6. Teaches ability to use unique software and data analysis
7. learning to work with data/new tech and software! Studying networks/influences more in depth.
8. Introduction to completely new research methods and data analysis.

9. Hands on felt like I learned a lot this semester and have a lot of visualizations so show for it.

10. Hand on work. Learning new tech/software.

11. No comment

12. very practical.

4. In your judgment, in what ways could this course be improved?

1. More focused work on client project and more workshop on the other tools.

2. There is not enough time for the final project. The things we learned in class us not as useful unless the professor explains what does this mean.

3. Professor can give clearer instructions on assignments.

4. Change the format of final presentation to do doing more practical objectives.

5. No comment.

6. Start with a little more theory and definitions of spatializations was not possible due to altered schedule.

7. Add some more workshops for semester project throughout the semester if possible. Some more work check-ins would be beneficial as would some class/peer feedback.

8. Better integration of theoretical components and practical application assignments-tough for learning to use software necessarily takes up time so not as much time to address theoretical connections during workshops.

9. More time and heads-up about final project requirements.

10. More clarify w. tutorials (in person & assignments sheets). More structure & guidance for group project.

11. No comment.

12. Tools used in this class might not be the ones that are being widely used by professionals in the area. Might be better if other tools could be introduced.

5. Provide a brief assessment of the quality of the instructor's presentation of the course content (lectures, readings, projects, guests, tests, etc.)

1. He was enthusiastic about the topic which got us more engaged. He was clear on his presentation.
2. Most of the time is wasted. Should put more emphasis on explaining the works.
3. No comment.
4. We may need more powerful software to achieve the course goal.
5. No comment.
6. ok sometimes concepts were hard to understand but bringing in examples was very helpful.
7. Some readings overlapped or were repetitive but also this helped to reinforce new info. Brief class discussions about findings from assignments would be fun!
8. Nice discussion-leading style. Would have been nice if more students participated in discussions but that can't really be blamed on professor.
9. Great Professor!
10. No comment. All was good. I really appreciated your highlighted readings being uploaded to Box.
11. No comment.
12. Good.

REPORT GENERATED ON 1/16/115

COM-14F CM722 A1 COM Research
 PROFESSOR Groshek

NUMBER OF STUDENTS RESPONDING: 22
 NUMBER OF STUDENTS ENROLLED: 24
 PERCENT OF ENROLLED STUDENTS RESPONDING: 91.67

STATISTICS REFLECT FREQUENCY OF RESPONSES

I. BACKGROUND INFORMATION:

										NR	1	2	3	4	5			MEAN	ST DEV		
1. My class year is:	Freshman	0	0	0	0	1	21	Graduate											4.955	0.213	
										NR	1	2	3	4	5	6	7	8	9		
2. My college/school is:	CAS	0	2	20	0	0	0	0	0	0	0	0	0	0	0	0	SEA		1.909	0.294	
										NR	1	2	3	4						MEAN	ST DEV
3. Primary reason for enrolling in course:	MAJOR/MINOR REQUIREMENT	0	22	0	0	0	0	OTHER											1.000	0.000	

II. GENERAL EVALUATION OF COURSE:

										NR	1	2	3	4	5			MEAN	ST DEV	
4. The overall course workload	Not heavy	0	0	0	5	8	9	Very heavy											4.182	0.795
5. The level of difficulty of the course	Not difficult	0	0	0	2	16	4	Very difficult											4.091	0.526
6. The overall course rating	Poor	0	1	2	9	8	2	Superior											3.364	0.953
7. The course syllabus was comprehensive and clear	Disagree	0	0	1	1	12	8	Strongly agree											4.227	0.752
8. The course syllabus stated the course objectives clearly	Disagree	0	0	1	1	12	8	Strongly agree											4.227	0.752
9. Would you recommend this course to your friends?	Yes	0	2	9	5	4	2	Definitely not											2.773	1.152
										NR	1	2	3	4	5	6			MEAN	ST DEV
10. Compare course with similar courses taken at BU	Higher quality	0	3	15	1	2	0	1	No comparison										2.273	1.120
11. Grade I expect to receive	A (3.6 or above)	0	8	13	1	0	0	0	Pass										1.682	0.568

III. PROFESSOR/INSTRUCTOR EVALUATIONS:

										NR	1	2	3	4	5			MEAN	ST DEV	
12. The instructor's enthusiasm in teaching	Poor	0	0	0	3	6	13	Superior											4.455	0.739
13. The instructor's effectiveness in explaining concepts	Poor	0	0	2	6	10	4	Superior											3.727	0.883
14. The instructor's ability to stimulate interest in subject matter	Poor	0	0	1	13	6	2	Superior											3.409	0.734
15. The instructor's availability to students outside of class	Poor	1	1	1	3	8	8	Superior											4.000	1.095
16. The instructor's fairness in grading	Poor	0	0	1	2	10	9	Superior											4.227	0.813
17. Overall rating of this instructor	Poor	0	0	1	2	16	3	Superior											3.955	0.653

COM CM722 A1 – COM Research
Professor Groshek – Fall 2014

- 1) Comment on the PROFESSOR (S)/INSTRUCTOR (S) regard to ability to communicate ideas, willingness to entertain debate, organization, attitude toward students, accessibility.
 1. He genuinely wants his students to do well and is more than willing to provide extra help. More visual examples (graphs, charts etc) would have been helpful.
 2. Great professor, open to help and all that
 3. Lectures are relatively clear. Willing to answer questions anytime
 4. No comment
 5. Good attitude, seems enthusiastic about research and com studies
 6. A little unorganized with syllabus.
 7. Fine. Presentations too lengthy.
 8. Very intelligent, sometimes speaks in terms that we don't understand
 9. No comment
 10. Jacob can explain academic concepts by using good examples
 11. Dr. Groshek made lectures available to us if we needed to review them further. He communicated his ideas to us clearly with willingness to explain
 12. No comment
 13. Prof. Groshek was very clear and organizes. He was enthusiastic about lectures and very accessible
 14. Didn't always explain concepts clearly, but great professor, very helpful
 15. Prof Groshek was available & willing to meet, which was very helpful
 16. Groshek was a little confusing during lectures. But he would always take all the time necessary to clarify concepts or repeat ideas
 17. Lectures were complicated and confusing. Dr. Groshek seemed to expect more from us than he communicated to us.
 18. Willing to communicate & always give feedbacks
 19. Very passionate on teaching and very knowledgeable.
 20. Prof. Groshek was obviously very passionate and enthusiastic about the subject matter & I appreciate his ability to simplify complex topics. He's also very funny & personable
 21. This course is difficult with heavy workload. Our professor is responsible and helpful but still some of the concept mentioned in the course is unclear to me.
 22. The instructor tends to make a simple concept really complex, and he seem to focus more on his study than being engaged in class and accessible to his students.

- 2) Comment on the COURSE with regard to pace, workload, level of difficulty, educational value, topics covered, and integration of sections.

1. There was a lot of homework for this class. It would have helped me more if we had a full week to complete the weekly assignments instead of turning it in on Mondays.
2. Man, course was boring, proolly(sic) cuz(sic) it was 3 hours long.
3. Workload is relatively heavy. Covered most topics in the field.
4. No comment
5. Good difficulty & workload.
6. Heavy workload with moderate difficulty
7. Heavy work load (too many assignments—difficult to meet with group partners outside of class sometimes)
8. Challenging but managable(sic)
9. No comment
10. Workload is kind of heavy, but it's worthy. We can learn a lot from every task.
11. The course itself was rather difficult to understand but with manageable assignments
12. Light workload; understandable pace, strong educational value
13. The workload was high but I appreciate that it was very helpful for the midterm and the final project. Variety of topics was great.
14. A decent amount of work. Assignments due every week.
15. Sometimes felt like too much was being squeezed into one session. Could get overwhelming at times.
16. Very heavy. The weekly assignments were a lot to keep up with but overall were helpful when doing the final project.
17. The pace was pretty fast, but lectures complicated and hard to follow. It was hard to complete assignments that were the same—complicated. It didn't feel like lectures related to assignments. I took a research course in undergrad and referred more often to those notes.
18. No comment
19. Workload is heavy, some assignments are hard to understand.
20. It was a VERY heavy workload, and at times the work was hard to understand, but I think Prof. G did his best to make it understandable.
21. Very difficult. But interesting. The pace is not reasonable, level of difficulty is not too high but the difficulty of assignment isn't compatible.
22. No comment

3) In your opinion, what were some of the strengths of this course?

1. The instructor's enthusiasm
2. The teacher
3. Contents are practical
4. Good foundation for research techniques
5. I like that we learned how to use SPSS
6. No comment
7. Step by step instructions to SPSS helps

8. Knowledgeable professor, good weekly assignments/ final project
9. No comment
10. No comment
11. The strengths include the weekly assignments to help prepare for final project
12. Taught the ability to understand experimental designs and interpret statistical results.
13. Broad number of topics covered helped to give an overall understanding of comm. research.
14. Learned a lot from the course
15. Prof. Goshek's enthusiasm/willingness to work with students
16. Hands on assignments
17. It was cool to do original research
18. Covers a wide range of topic that are useful in future study.
19. Definitely practices SPSS which can be used in the future
20. I like that each of the assignments builds up to the final project.
21. I think our professor is really knowledgeable
22. No comment

4) In your judgment, in what ways could this course be improved?

1. The instructor assigning groups.
2. Offer not in 3 hour bloc [sic].
3. No comment
4. Cleaner guidelines in the syllabus. Updated dates for finals
5. More guidance/teaching of SPSS. I felt there was a ton we could do with it, but it was easy to get lost with all the data.
6. No comment
7. Different classroom
8. We moved a little too quickly at times
9. No comment
10. No comment
11. Wish we discussed projects more.
12. Organization, organization, organization
13. Some of the last exercises didn't prepare us to evaluate and analyze our own data.
14. No comment
15. The final project work in class was very focused on interpreting other researcher's data; I felt a bit unprepared to analyze data I had collected myself.
16. Less group work. It was very stressful & felt unrealistic.
17. DON'T hold it in 704 comm. Terrible layout.
18. No comment
19. Maybe give more detailed explanations of each concept.
20. I liked the workshop classes better than the lecture classes
21. The way Prof. Groshek presents new concepts should be improved as we're easily lost facing with some terms and vocabulary related in this subject.
22. The syllabus in terms of schedule. I would suggest we do the research project throughout the semester.

5) Provide a brief assessment of the quality of the instructor's presentation of the course content (lectures, readings, projects, guests, tests, etc.)

1. Good presentations. I am a visual learner so even more examples of SPSS analysis would be great
2. Teacher is great, material not so much.
3. No comment
4. No comment
5. No comment
6. No comment
7. Sometimes late in returning assignments. Could add more office hour.
8. Really good. A little boring at times but that's the topic not prof.
9. No comment
10. No comment
11. Dr. Groshek presented this course in a more professional manner than other courses IVE taken.
12. Course content comparative to lower level courses the course seemed to easy and less informative
13. Lectures were very clear, organized and informatives[sic]. Projects allowed for practical learning which helped a lot.
14. No comment
15. Lectures were clear, tests were straight forward; assignments were clear. Would have liked a little more preparation for final project data gathering/analysis.
16. A little mundane, but it's not his fault, researching isn't all that interesting to begin with.
17. Homework didn't seem to reflect the course content well, then we were graded harshly. We were often lost with the final project.
18. No comment
19. Readings is not very useful
20. I think the readings were a little dull and we could have had more engaging articles to read. Also, the lectures were dry sometimes. The tests were reasonable.
21. All good
22. No comment